


Care Guide

A few simple steps to ensure that your new **HYDROSEED APPLICATION** grows into a beautiful lush lawn




604-465-6003
info@hydrolawn.ca
www.hydrolawn.ca

The HydroLawn Warranty

- HydroLawn warrants that only high quality certified materials are used.
- If your Hydroseeded lawn does not establish properly for up to 6 months because of product or workmanship, those portions of the lawns that are not growing will be re-Hydroseeded, at NO COST!
- Be sure to Water, Fertilize and maintain your lawn as directed in your brochure. If your lawn is not watered/fertilized and maintained as directed, the Warranty is void.
- The Warranty does not cover a lawn that is washed out because of heavy rainfall, lacking proper growth because of lack of fertilizer, or burned because of over fertilizing or the improper use of chemicals to kill weeds. A \$100.00 service charge will be applied to repair lawns due to the above.


Date of Expiry: _____

Customer Signature _____



Weed Control

Weed control products should not be used on new lawn. Our Hydroseed mixture would provide enough seed to develop a thick lush lawn that would choke out weeds. However, weeds can appear from seeds that have laid dormant in the soil or have been carried in by birds or wind. Weed control products should not be used for the first 60 days. Grass that is watered, mowed and fertilized properly provide too much competition for weeds to grow



Water, Water, Water!!!

Since your new lawn will appear to have a crust, it will be easy to see when it looks dry. Water preferably in the morning or in the evening if needed. **The first 21 days for any lawn is crucial as the seedling should not be allowed to dry out. No less than 30 min a day.** This will slow or stop the growth. **Water more frequently if lawn looks dry.** The mulch will maintain moisture during the heat of the day.

Watering Tips: If using a sprinkler set it for a few minutes a few times a day.

****Do not allow water to pool****

Water Well! Insufficient watering will only promote a shallow root system and weaken the lawn.

Mowing

Your lawn can be mowed as soon as the grass is about 2.5 inches high. (around 5 weeks) The ground should be dry. Mowing will stimulate more growth. To avoid scalping of the new grass blades, never cut more than the top one third of the grass. Avoid mulching mowers until the lawn has been cut 5 or 6 times.

During the fast growing periods, it is okay to mow the lawn at least once a week.

Fertilizer

Your HYDROSEED application already has a fertilizer mixed into the mulch. This process will give your lawn a Jump Start. Since a percentage of fertilizer will leave the mulch and leach into the ground, it is a good idea to use a slow release fertilizer after your lawn is well established. About 4-5 weeks.